

**EASTERN PLUMAS HEALTH CARE DISTRICT
REGULAR MEETING OF THE BOARD OF DIRECTORS
Thursday, June 26, 2014
10:00 A.M.
EPHC Education Center, Portola, CA**

Agenda

REASONABLE ACCOMMODATIONS: In compliance with the Americans with Disabilities Act, if you need special assistance to participate in this meeting please contact the Clerk of the Board at (530) 832-6564. Notification 72 hours prior to the meeting will enable the Eastern Plumas Health Care to make reasonable arrangements to ensure accessibility.

	<u>Presenter(s)</u>	<u>I/D/A</u>	<u>Page(s)</u>
1. Call to Order	Gail McGrath	A	
2. Roll Call	Gail McGrath	I	
3. Consent Calendar	Gail McGrath	A	
(A) Agenda			1-3
(B) Meeting Minutes of 5.22.14 Special Finance Committee			4
(C) Meeting Minutes of 5.22.14 Regular Board Meeting			5-8
4. Board Chair Comments	Gail McGrath	I/D	
5. Board Comments	Board Members	I	
6. Public Comment	Members of the Public	I	
7. Auxiliary Report	Katie Tanner	I/D	
8. Chief of Staff Report	Eric Bugna, MD	I/D	
9. Committee Reports	Board Members	I/D	
• Finance Committee	McBride/Swanson		
• Planning Committee	McGrath/Skutt		
10. Report on ACHD Media Session	Linda Satchwell	I/D	

- | | | | |
|--|----------------|-------|-------|
| 11. Recommendation for Approval of Policies | Gail McGrath | I/D/A | |
| <ul style="list-style-type: none"> • SNF Dementia Care & Antipsychotics • SNF Monitoring Weight Loss/Gain Residents • SNF Bowel & Bladder Management Program • SNF Resident Care Fall Policy • EKG Demographics Changes • Revised Triage Guidelines • HIM335 Accounting of Disclosures • HIM010 Minimum Necessary • HIM315 Death Reporting • AD060 Care of the Psychiatric Patient • EOCC Policy & Procedure Binder | | | |
| Annual Review: | | | |
| <ul style="list-style-type: none"> • Anesthesia Policy & Procedure Binder | | | |
| 12. Chief Financial Officer Report | Jeri Nelson | I/D | |
| <ul style="list-style-type: none"> • May Financials • Other | | | |
| | | | 9-18 |
| 13. 2014/2015 Budget and Capital Equipment | JNelson/THayes | I/D/A | 19-20 |
| 14. Chief Executive Officer Report | Tom Hayes | I/D | |
| <ul style="list-style-type: none"> • ADA Compliance Plan • ACHD Conference • Board Policy Manual • Other | | | |
| 15. Closed Session | Gail McGrath | I/D/A | |
| <p>I. Closed Session, pursuant to Health and Safety Code 32155, to review reports on Quality Assurance.</p> <p>II. Closed Session, pursuant to Government Code Section 54957 to consider the following privileges and appointments to the medical staff:</p> | | | |
| a. Recommendation for One Year Provisional Privileges | | | |
| <ul style="list-style-type: none"> • Mark Williams, MD (General Surgery) • Mindy Cooper-Smith, MD (Pathology) • Ronald Blustein, MD (Telemed-Psychiatry) | | | |
| b. Recommendation for Two Year Courtesy Privileges | | | |
| <ul style="list-style-type: none"> • Anne Williams, MD (Family Medicine) • Robin Jaquez, FNP (Allied Health) | | | |

c. Approval of Virtual Radiology Updated Schedule 1 – Sergey Shkurovich, MD

III. Closed Session pursuant to Health and Safety Code Section 32106, Trade Secrets, Discussion will include proposed new services or programs; Estimated disclosure: September 2014

16. Open Session Report of Actions Taken Gail McGrath I
in Closed Session

17. Adjournment Gail McGrath A

**EASTERN PLUMAS HEALTH CARE DISTRICT
SPECIAL MEETING OF THE STANDING FINANCE COMMITTEE
OF THE BOARD OF DIRECTORS**

Tuesday, May 22, 2014

8:30 A.M.

EPHC's Administrative Conference Room

Minutes

1. Call to Order: The meeting was called to order at 8:30 am by Janie McBride

2. Roll Call:

Present: Janie McBride, Paul Swanson, M.D.

Staff: Tom Hayes

Guest: None

3. Approval of Agenda: The agenda was approved as submitted.

4. Board Comments: None

5. Public Comments: None

6. CFO Report

April 2014 Financials: Mr. Hayes reported that overtime was higher than budgeted and operating expenses are also over budget. There was a detailed discussion regarding timecard management and a scheduling program. We have had additional expenses with a QA RN as well as preparing for the SNF Annual Survey.

AR days went up to 62 days due to AP and timing of end of the month.

- **Budget Process:** Mr. Hayes and Ms. Nelson have met with all of the Department Managers to discuss their department budget. Mr. Hayes stated that Ms. Nelson has prepared a Draft Budget and is currently being reviewed by the Executive Team. We will present a proposed budget to the Board at the June Board meeting.

Adjournment: Ms. McBride adjourned the meeting at 9:30am

**EASTERN PLUMAS HEALTH CARE DISTRICT
REGULAR MEETING OF THE BOARD OF DIRECTORS**

Thursday, May 22, 2014

10:00 A.M.

EPHC Education Center, Portola, CA

Minutes

1. Call to Order.

The meeting was called to order at 10:00am by Gail McGrath

2. Roll Call.

Present: Gail McGrath, Dr. Paul Swanson, Janie McBride, and Jay Skutt

Absent: Lucie Kreth

Staff: Tom Hayes, CEO, Eric Bugna, MD, and Tiffany Williams, Administrative Assistant.

Visitors: Approximately 5 visitors were present at the start of the meeting

3. Consent Calendar.

Ms. McGrath stated that policy 0008 listed under #12 needed to be removed from the agenda as it is a duplicate of policy 0006. Dr. Swanson motioned to accept the consent calendar as submitted with the above mentioned change. A second was made by Ms. McBride. None opposed, the motion was approved.

4. Board Chair Comments.

- **Self Evaluation Follow up.** Ms. McGrath reported the Board discussed the Board Self Evaluation format at the recent Board Retreat. It was discussed that the current format from ACHD was too lengthy and allowed for too much interpretation and is not supplying the Board with valuable information. Mr. Hayes and Ms. McGrath will work on developing a draft format for discussion. Dr. Swanson stated that we need a format that will provoke discussion. Mr. Skutt stated that we need to set goals and measures for the Board.

5. Board Comments.

Mr. Skutt reported that he and Ms. McGrath recently attended the Estes Park Institute conference which presented experts in Health Care who were very knowledgeable. Mr. Skutt stated that the following highlights of discussion included:

- Accept that healthcare needs to change
- What are you doing to make changes?
- Do not rely on the government
- Consider utilizing "Healthcare Coaches"

Ms. McGrath stated that this was a high quality conference.

6. Public Comment.

Mr. Gregory reported that Portola Medical Clinic will be having its first Saturday Community Health Clinic for mammography in June. He also stated volumes are up and that we are becoming more efficient.

7. Auxiliary Report

Ms. Tanner reported that Nifty Thrifty grossed \$15,800 in April. Ms. Tanner stated that she would like to thank Tiffany Williams, Volunteer Coordinator and other staff members for the Volunteer Tea Luncheon. Ms. Tanner stated that the Auxiliary could possibly help with certain aspects of a Healthcare Coaching Program.

8. Chief of Staff Report

Dr. Bugna reported that over the years there has been a struggle with pain management treatment. Dr. Wendy Flapan and Dr. Perot are working together to refine the pain management program. Ms. Gregory stated that he has been getting patient complaints because the providers are holding their ground. Mr. Gregory will be taking the calls from patients.

Mr. Hayes stated that Dr. Flapan recently gave a presentation to the Clinic Medical Staff regarding Pain Management and he has passed her presentation on to Dr. Kepple at Plumas District Hospital. Mr. Hayes stated that we are not abandoning our pain management patients. We are providing alternatives for pain management and will continue to treat for primary care.

Ms. McBride asked Mr. Gregory if he has felt threatened. Mr. Gregory responded that he feels safe.

9. Committee Reports

- **Finance Committee**

Ms. McBride reported that we had a \$110,000 loss in April. Revenue was almost at budget but we had higher expenses and overtime. There has been a structural increase in overtime due to the new time clocks management system. There has been an emphasis on reducing overtime and implementing a new scheduling system.

AR days are up to 62.

The draft budget is being reviewed by the Executive Team and will be submitted to the Board in June for approval.

- **QA Committee**

Ms. McGrath stated that Ms. Rohan will provide a detailed report during the QA Report.

10. Director of Nursing Report: Ms. Jameson reported the following:

- Ms. Jameson recently participated in a CHA webinar regarding State and Federal surveys which included the appeal process as well as the exit interviews.
- Pam Valencia is on campus providing training for our upcoming Annual SNF Survey and is completing a mock survey. She is providing a tool for assessments of patient admits and care plans.

- We are adding new QA indicators for Skilled Nursing; weight loss, falls, restraints, and chronic pain.
- We are still working on purchasing a C-Arm
- Ms. Jameson stated she is meeting with Mr. Hayes later today to discuss a plan to reduce overtime.

11. **QA Report**

Ms. Rohan reported that QA core measures for April look good. She reviewed in retail the department indicators. For indicators that have met their goal for three months we will continue to monitor and reviewed quarterly and new indicators will be developed. Ms. Rohan provided corrective action plans for department indicators that did not meet our goals.

OSHPD will be posting data from core measures rating on their website. Ms. Rohan stated that she had a call with Merry Holliday from OSHPD and reported that our 2012 data needs to be corrected.

12. **Recommendation for Approval of Policies and Privilege Cards**

Ms. McGrath stated that she and Ms. McBride had reviewed the following policies:

- PH060 Monitoring the Effects of Drugs Adverse Drug Reactions
- PH061 Monitoring the Effects of Drugs-Med Error Reporting
- PH062 Medication Error Reduction Plan
- PH063 Adverse Drug Reaction Form
- PH064 Medication Incident Report
- PH019 Crash Carts, Medication, Restocking, Sealing
- Clinic 0006 Patient Appointment Failure
- Clinic 0007 Nurse Practitioner & Physician Assistant Supervision
- Clinic 0009 Inappropriate Patient Behavior
- Clinic 0010 Late Patient
- Admitting Policy & Procedure Binder Annual Review
- Updated Psychiatry Privilege card

After a brief discussion Mr. Skutt motioned to approve the listed policies. A second was made by Dr. Swanson. None opposed, the motion was approved.

13. **CFO Report:**

Ms. Nelson's was not in attendance. Ms. Nelson's report was covered in the Finance Committee Report.

14. **CEO Report:** Mr. Hayes reported the following:

- Mr. Hayes provided an update of the Operations Plan.
- Mr. Hayes provided an update of the Projects List. He stated that some of the projects have been put on hold due to the cost. The Loyalton Medical Clinic move has been eliminated due to extensive OSHPD requirements and the cost. We are also currently working on an ADA compliance plan.
- A Strategic Plan meeting is being scheduled for the fall.

- The Telemedicine Profit and Loss was reviewed. The report was for a nine month period and had a \$2,500 net profit. This report did not include any ancillary testing as a result of telemedicine. He stated that Mr. Gregory has renegotiated the Doctor fees which will lower the expenses for the program. Also, the not show rate is improving.
- We are currently recruiting a general surgeon with Plumas District Hospital and he could start as early as July.
- Lori Crown is researching the possibility of a smoke free campus.

15. Closed Session.

Ms. McGrath announced the Board would move into closed session at 12:15 p.m., pursuant to Health and Safety Code 32155 and Government Code Section 54957.

16. Open Session Report of Actions Taken in Closed Session.

The Board returned at approximately 1:00 pm and announced

- I. With respect to Health and Safety Code 32155, to review reports on Quality Assurance. No reportable action.
- II. With respect to Government Code Section 54957 to consider the following privileges and appointments to the medical staff.

After discussion, Dr. Swanson motioned to approve the following privileges and appointments to the medical staff as submitted, and approve the procedural privileges pending approval of MEC.

- a. Recommendation for One Year Provisional Privileges
 - Katherine Hemela, MD (Telemedicine-Psychiatry)

A second was provided by Mr. Skutt. None opposed, the motion approved.

After discussion, Ms. McGrath motioned to approve the following privileges and appointments to the medical staff as submitted, and approve the procedural privileges pending approval of MEC.

- b. Recommendation for Two Year Courtesy Privileges
 - Melanie Buckley, PA (Allied Health)

A second was provided by Dr. Swanson. None opposed, the motion approved.

- III. With respect to Health and Safety Code Section 32106, Trade Secrets, Discussion will include proposed new services or programs; estimated disclosure: September 2014. No reportable action.

IV. Adjournment. Ms. McGrath subsequently adjourned the meeting at 1:00 p.m.

Approval

Date

EASTERN PLUMAS HEALTH CARE DISTRICT

MEMORANDUM

Date: June 16, 2014
To: Board of Directors
From: Jeri Nelson, Chief Financial Officer
Subject: Summary of Financial Results – May 2014

Table 1. Consolidated Financial Results – May 2014

	Actual	Budget	Variance
Total Revenue	\$3,245,208	\$3,258,306	\$(13,098)
Contractual Adjustments	\$967,200	\$1,455,003	\$(487,803)
Bad Debt/Admin Adjustments	\$188,467	\$158,775	\$29,692
Net Revenue	\$2,089,541	\$1,644,529	\$445,012
Total Expenses	\$1,830,620	\$1,685,027	\$145,593
Operating Income (Loss)	\$258,921	\$(40,498)	\$299,419
Non-Operating Income(Expense)	\$51,807	\$75,333	\$(23,526)
Net Income (Loss)	\$310,728	\$34,835	\$275,893

Table 2. Consolidated Financial Results – Eleven Months Ended May 2014

	Actual	Budget	Variance
Total Revenue	\$33,180,271	\$35,908,242	\$(2,727,971)
Contractual Adjustments	\$13,145,571	\$16,075,828	\$(2,930,257)
Bad Debt/Admin Adjustments	\$1,804,808	\$1,794,896	\$9,912
Net Revenue	\$18,229,892	\$18,037,518	\$192,374
Total Expenses	\$19,130,988	\$18,668,728	\$462,260
Operating Income (Loss)	\$(901,096)	\$(631,210)	\$(269,886)
Non-Operating Income (Expense)	\$742,087	\$828,667	\$(86,580)
Net Income (Loss)	\$(159,009)	\$197,457	\$(356,466)

Revenue for May was in line with budget and the prior month. Contractual adjustments are under budget due to our interim rate adjustment from Medicare for the current year totaling \$430,000. I was able to keep \$250,000 of this in the savings account. This puts net revenue at 54.8% for the year to date and budget is 50.2%. The substantial adjustments in rates reflect the higher costs that Medicare is reimbursing us for. This trend in spending has to level off as we've adjusted for the staffing changes, telemedicine needs and primary care. We are looking at pay practices and meeting with department managers to validate staffing needs and the use of premium pay.

**EASTERN PLUMAS HEALTH CARE
BALANCE SHEET
FOR THE MONTH ENDED
MAY 31, 2014**

DESCRIPTION

ASSETS

CURRENT ASSETS

CASH	636,548
INVESTMENTS	1,109,498
ACCOUNTS RECEIVABLE NET	3,006,717
ACCOUNTS RECEIVABLE OTHER	135,877
INVENTORY	215,316
PREPAID EXPENSES	64,411
TOTAL CURRENT ASSETS	<u>5,168,368</u>

PROPERTY AND EQUIPMENT

LAND AND IMPROVEMENTS	934,164
BUILDINGS AND IMPROVEMENTS	10,080,726
EQUIPMENT	10,894,841
IN PROGRESS	141,976
TOTAL PROPERTY AND EQUIPMENT	<u>22,051,707</u>
ACCUMULATED DEPRECIATION	<u>13,994,679</u>
NET PROPERTY AND EQUIPMENT	<u>8,057,028</u>

COSTS OF ISSUANCE NET	14,162
-----------------------	--------

TOTAL	13,239,558 =====
-------	---------------------

LIABILITIES AND FUND BALANCE

CURRENT LIABILITIES

LEASES PAYABLE	128,181
ACCOUNTS PAYABLE	649,532
ACCRUED PAYROLL/RELATED TAXES	896,682
OTHER CURRENT LIABILITIES	680,683
TOTAL CURRENT LIABILITIES	<u>2,355,077</u>

LEASES PAYABLE	303,787
USDA REPAIRS & DEFEASANCE	352,706
CHFFA - EMR & ENDO EQUIP LOAN	67,183
CITY OF PORTOLA- PROPERTY LOAN	348,000
USDA LOANS SNF	3,518,087
USDA LOAN REPAIRS	18,649
USDA LOAN LOYALTON	496,594
USDA LOAN LOYALTON & PORTOLA	113,026
TOTAL LIABILITIES	<u>7,573,109</u>

FUND BALANCE	5,127,609
NET INCOME (LOSS)	538,839

TOTAL	13,239,558 =====
-------	---------------------

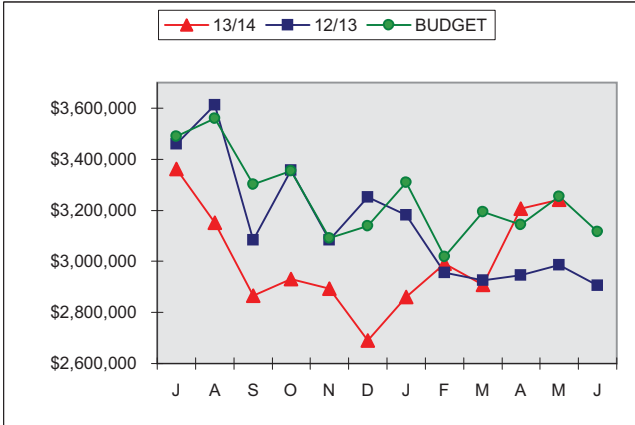
**EASTERN PLUMAS HEALTH CARE
STATEMENT OF REVENUE & EXPENSE
FOR THE MONTH ENDED
MAY 31, 2014**

DESCRIPTION	CURRENT			YEAR TO DATE			ANNUAL BUDGET
	ACTUAL	BUDGET	VARIANCE	ACTUAL	BUDGET	VARIANCE	
OPERATING REVENUE							
INPATIENT ROUTINE	175,689	186,113	(10,424)	1,713,059	2,008,531	(295,472)	2,186,989
INPATIENT ANCILLARY	198,507	218,095	(19,588)	1,722,303	2,353,965	(631,662)	2,563,180
TOTAL INPATIENT	374,196	404,208	(30,012)	3,435,362	4,362,495	(927,133)	4,750,169
SWING ROUTINE	14,000	64,020	(50,020)	194,000	712,290	(518,290)	776,000
SWING ANCILLARY	9,543	40,411	(30,868)	140,201	449,620	(309,419)	489,835
TOTAL SWING BED	23,543	104,431	(80,888)	334,201	1,161,911	(827,710)	1,265,835
SKILLED NURSING ROUTINE	471,100	520,607	(49,507)	5,200,650	5,626,723	(426,073)	6,132,000
SKILLED NURSING ANCILLARY	74,391	73,485	906	903,941	794,245	109,696	865,566
TOTAL SKILLED NURSING	545,491	594,092	(48,601)	6,104,591	6,420,969	(316,378)	6,997,566
OUTPATIENT SERVICES	2,297,727	2,150,459	147,268	23,226,404	23,906,588	(680,184)	25,953,805
TOTAL PATIENT REVENUES	3,240,956	3,253,190	(12,234)	33,100,559	35,851,963	(2,751,404)	38,967,375
OTHER OPERATING REVENUE	4,253	5,116	(863)	79,712	56,280	23,432	61,396
TOTAL REVENUE	3,245,208	3,258,306	(13,098)	33,180,271	35,908,242	(2,727,971)	39,028,771
=====	=====	=====	=====	=====	=====	=====	=====
DEDUCTIONS FROM REVENUE							
BAD DEBT/ADMINISTRATIVE ADJ'S	188,467	158,775	29,692	1,804,808	1,794,896	9,912	1,950,550
CONTRACTUAL ADJUSTMENTS	967,200	1,455,003	(487,803)	13,145,571	16,075,828	(2,930,257)	17,440,309
TOTAL DEDUCTIONS	1,155,667	1,613,778	(458,111)	14,950,379	17,870,724	(2,920,345)	19,390,859
NET REVENUE	2,089,541	1,644,529	445,012	18,229,892	18,037,518	192,374	19,637,912
=====	=====	=====	=====	=====	=====	=====	=====
OPERATING EXPENSES							
SALARIES	885,416	755,711	129,705	8,629,985	8,306,457	323,528	9,050,380
BENEFITS	177,063	222,516	(45,453)	2,344,896	2,446,802	(101,906)	2,668,005
SUPPLIES	165,680	141,217	24,463	1,642,767	1,559,388	83,379	1,700,608
PROFESSIONAL FEES	245,956	223,441	22,515	2,660,525	2,542,230	118,295	2,788,765
REPAIRS & MAINTENANCE	37,847	48,052	(10,205)	430,231	528,576	(98,345)	576,628
PURCHASED SERVICES	110,147	70,662	39,485	1,071,054	794,531	276,523	865,194
UTILITIES/TELEPHONE	57,703	56,763	940	639,956	656,610	(16,654)	715,360
INSURANCE	31,804	32,996	(1,192)	351,408	363,340	(11,932)	396,464
RENT/LEASE EXPENSE	7,615	16,618	(9,003)	157,896	182,793	(24,897)	199,411
DEPRECIATION/AMORTIZATION	70,900	75,742	(4,842)	797,173	833,158	(35,985)	908,899
INTEREST EXPENSE	21,252	20,948	304	251,637	230,425	21,212	251,373
OTHER EXPENSES	19,238	20,362	(1,124)	153,459	224,418	(70,959)	244,488
TOTAL EXPENSES	1,830,620	1,685,027	145,593	19,130,988	18,668,728	462,260	20,365,575
OPERATING INCOME (LOSS)	258,921	(40,498)	299,419	(901,096)	(631,210)	(269,886)	(727,663)
=====	=====	=====	=====	=====	=====	=====	=====
MISCELLANEOUS	2,642	2,625	17	32,585	28,875	3,710	31,500
CONTRIBUTIONS	-	25,000	(25,000)	226,719	275,000	(48,281)	300,000
PROPERTY TAX REVENUE	49,165	47,708	1,457	482,783	524,792	(42,009)	572,500
NON-OPERATING INCOME (EXPEN	51,807	75,333	(23,526)	742,087	828,667	(86,580)	904,000
NET INCOME (LOSS)	310,728	34,835	275,893	(159,009)	197,457	(356,466)	176,337
=====	=====	=====	=====	=====	=====	=====	=====

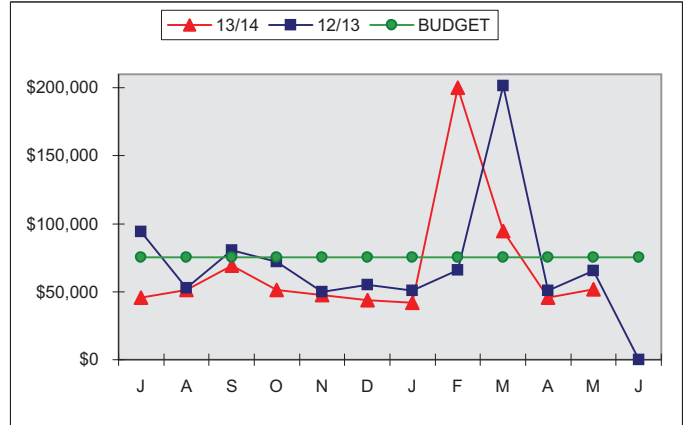
DESCRIPTION	CURRENT			YEAR TO DATE			ANNUAL BUDGET
	ACTUAL	BUDGET	VARIANCE	ACTUAL	BUDGET	VARIANCE	
STATISTICAL DATA							
ACUTE INPATIENT ADMISSIONS	21	31	(10)	186	335	(149)	365
ACUTE PATIENT DAYS	63	70	(7)	611	754	(143)	821
SKILLED NURSING PATIENT DAYS	1,377	1,488	(111)	14,962	16,080	(1,118)	17,520
SWING BED DAYS	7	32	(25)	97	356	(259)	388
E.R. VISITS	337	291	46	3,256	3,208	48	3,488
CLINIC VISITS	2,149	2,150	(1)	22,834	24,858	(2,024)	26,802

EASTERN PLUMAS HEALTH CARE
 MONTHLY FINANCIAL GRAPHS
 FOR THE YEAR ENDED JUNE 30, 2014

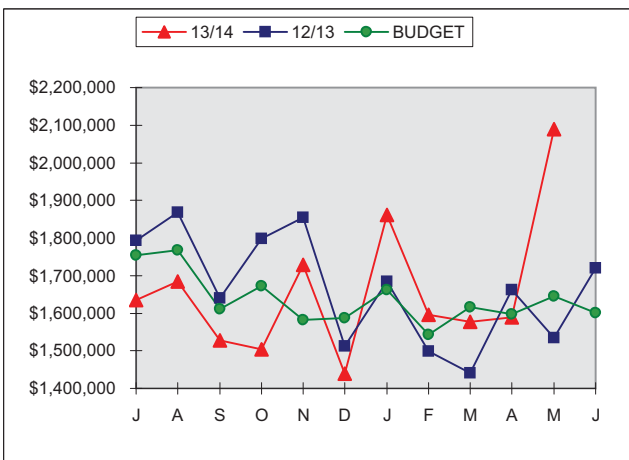
1. GROSS PATIENT REVENUE



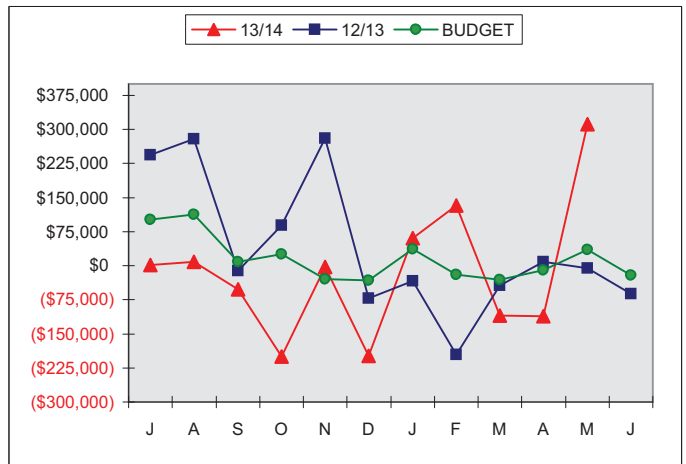
4. NON-OPERATING INCOME



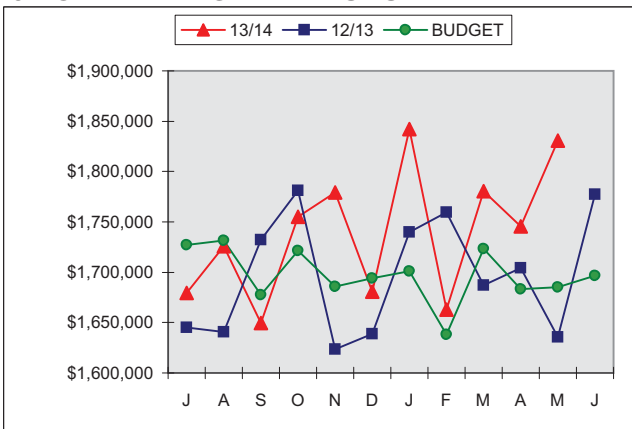
2. ESTIMATED NET REVENUE



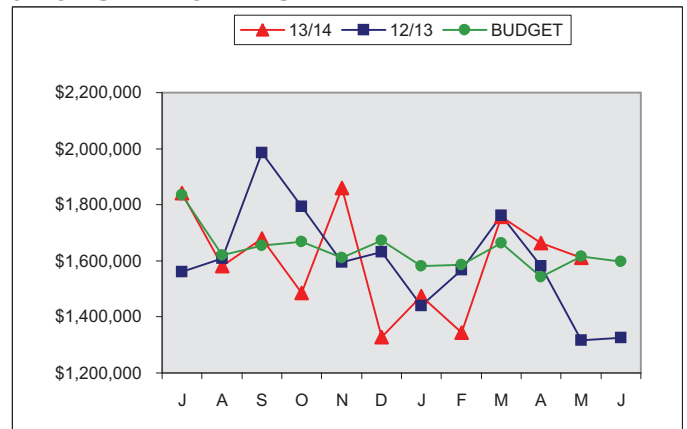
5. NET INCOME (LOSS)



3. OPERATING EXPENSES

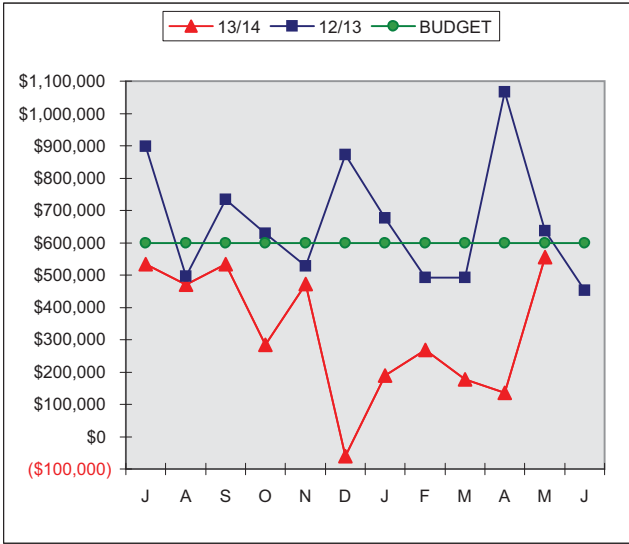


6. CASH RECEIPTS

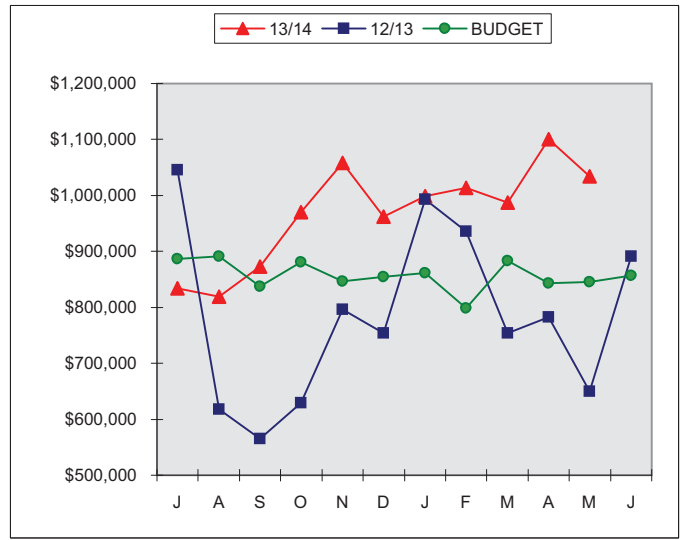


EASTERN PLUMAS HEALTH CARE
MONTHLY FINANCIAL GRAPHS
FOR THE YEAR ENDED JUNE 30, 2014

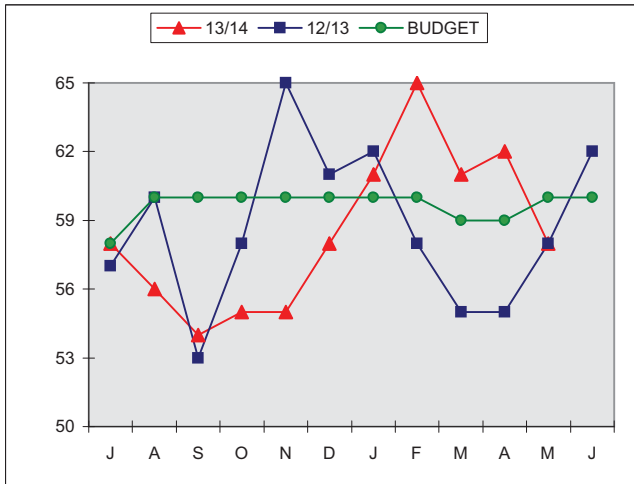
7. OPERATING CASH



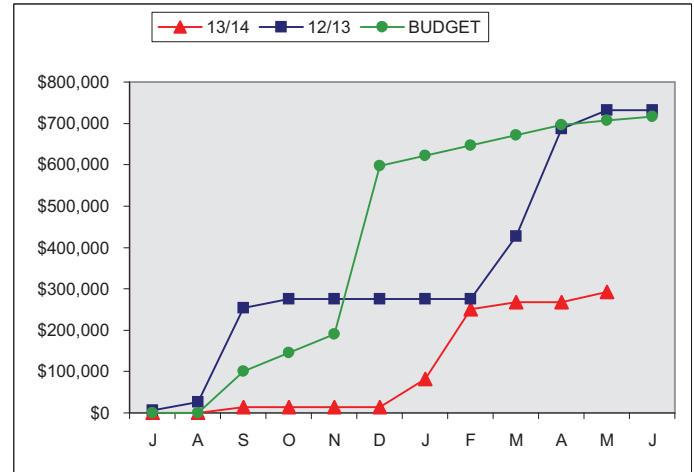
10. ACCOUNTS PAYABLE



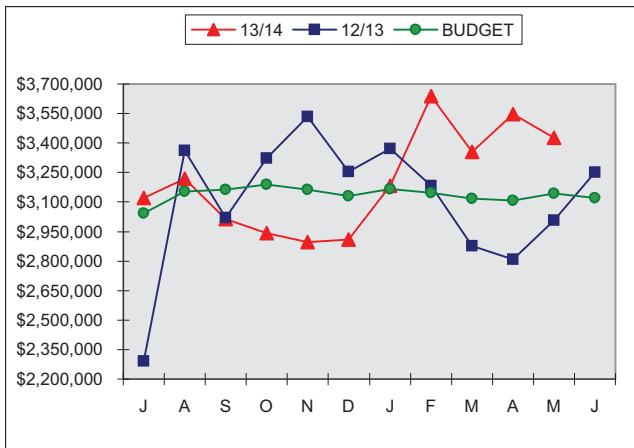
8. ACCOUNTS RECEIVABLE-DAYS



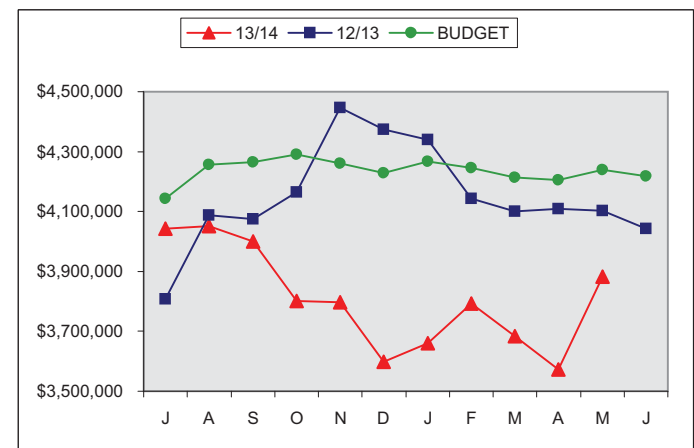
11. CAPITAL EXPENDITURES-YTD



9. ACCOUNTS RECEIVABLE, NET

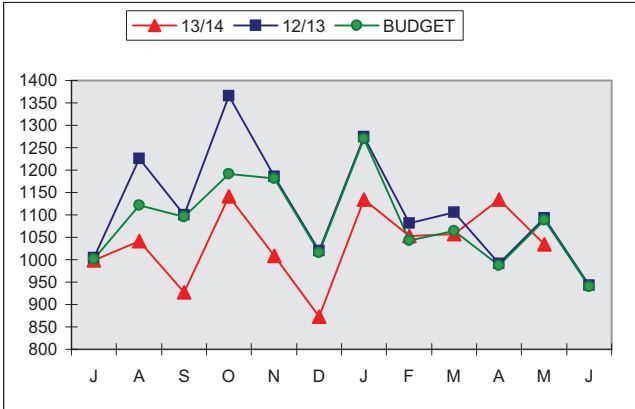


12. FUND BALANCE + NET INCOME (LOSS)

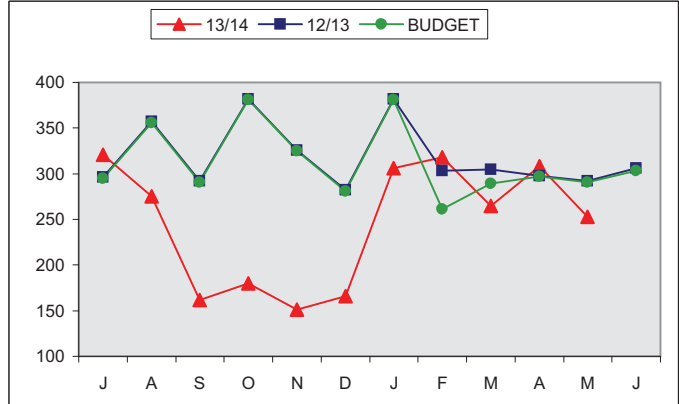


EASTERN PLUMAS HEALTH CARE
 MONTHLY FINANCIAL GRAPHS
 FOR THE YEAR ENDED JUNE 30, 2014

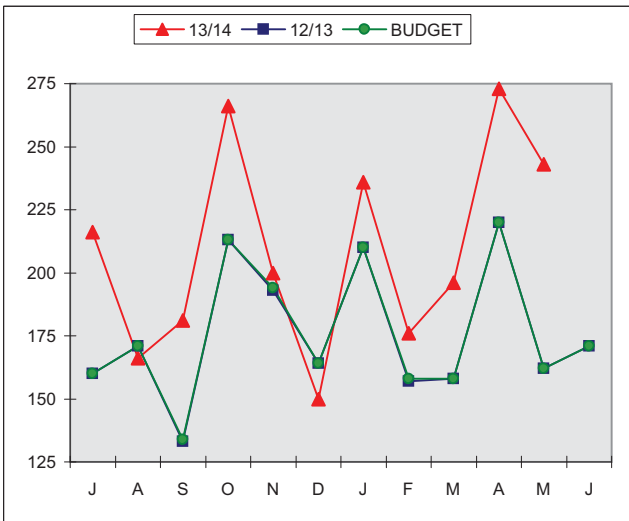
13. PORTOLA MEDICAL CLINIC VISITS



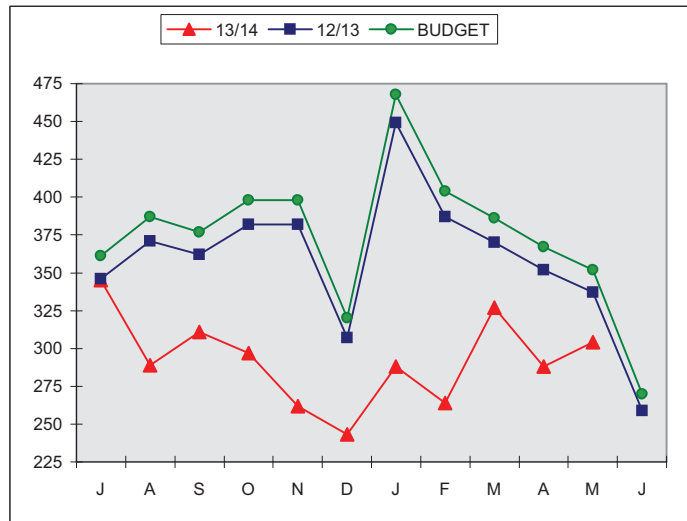
16. LOYALTON MEDICAL CLINIC VISITS



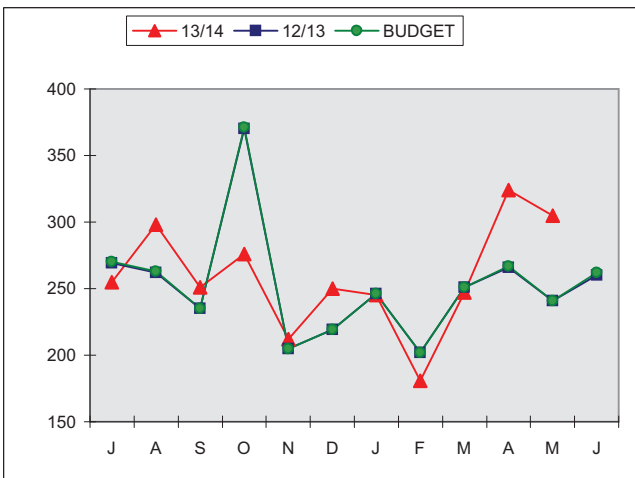
14. PORTOLA DENTAL CLINIC VISITS



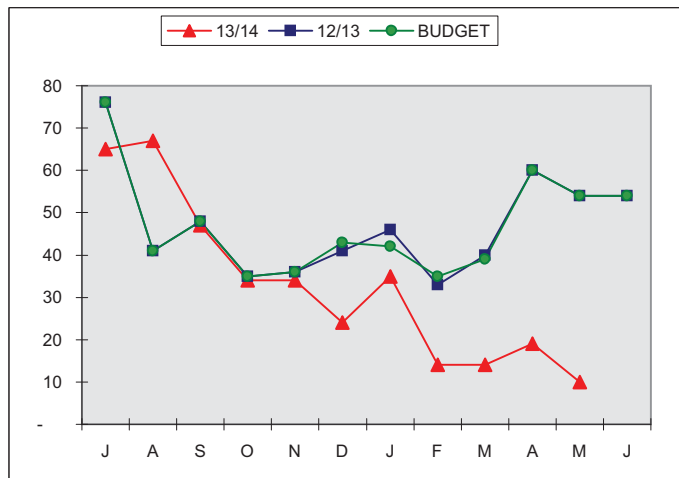
17. INDIAN VALLEY MEDICAL CLINIC VISITS



15. GRAEAGLE MEDICAL CLINIC VISITS

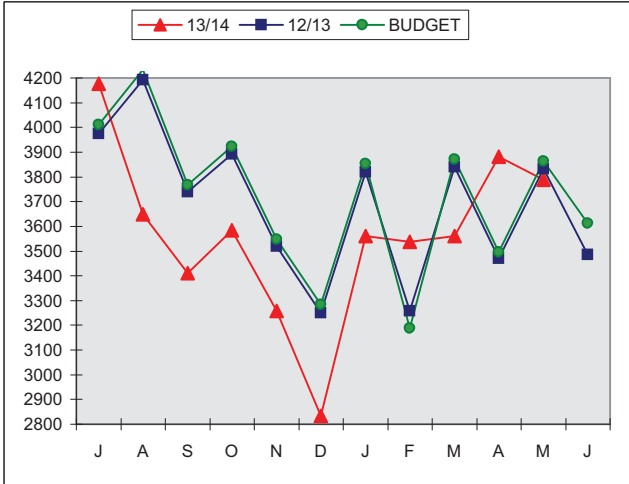


18. PORTOLA ANNEX VISITS

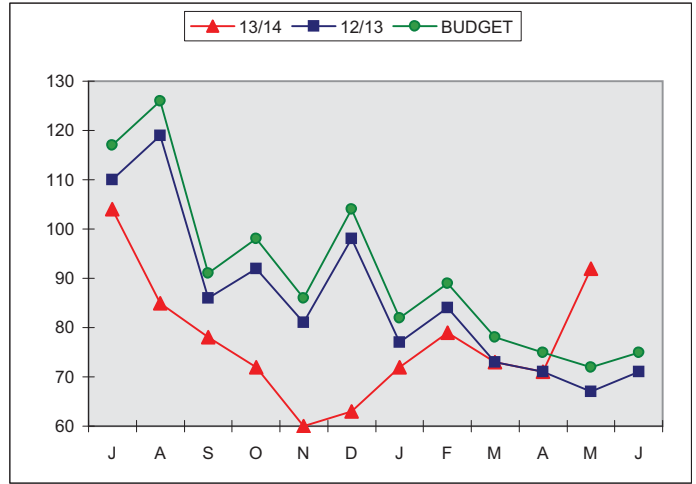


EASTERN PLUMAS HEALTH CARE
MONTHLY FINANCIAL GRAPHS
FOR THE YEAR ENDED JUNE 30, 2014

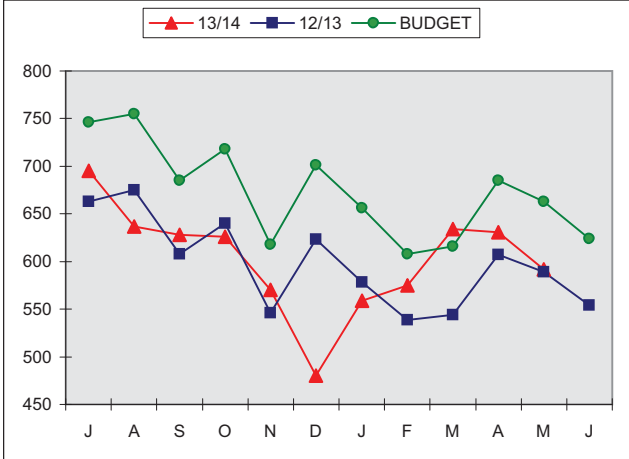
19. LABORATORY PROCEDURES



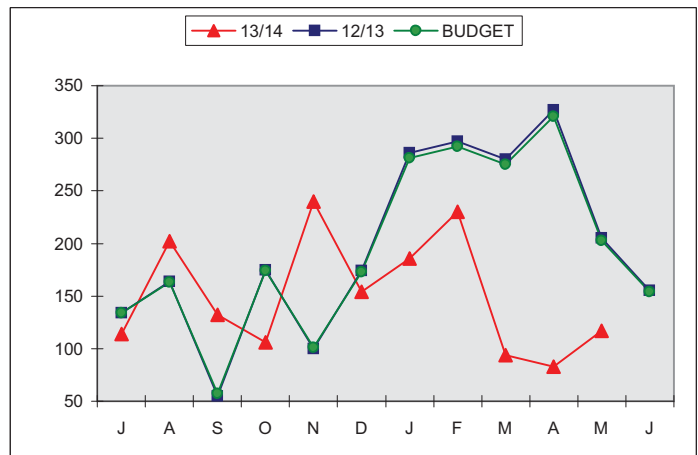
22. AMBULANCE RUNS



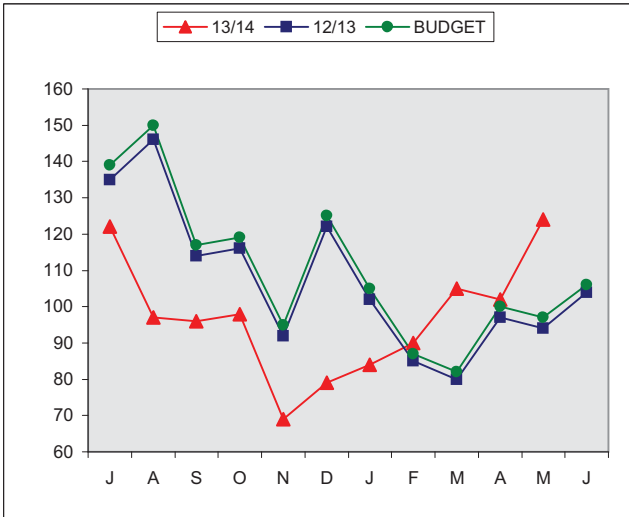
20. RADIOLOGY PROCEDURES



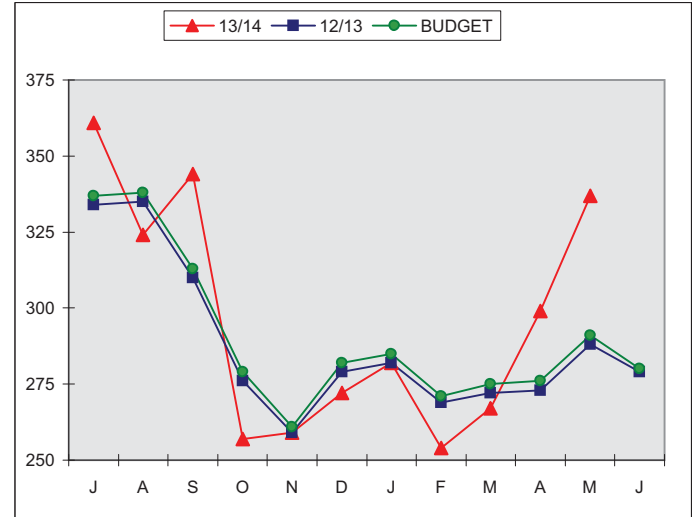
23. RESPIRATORY PROCEDURES



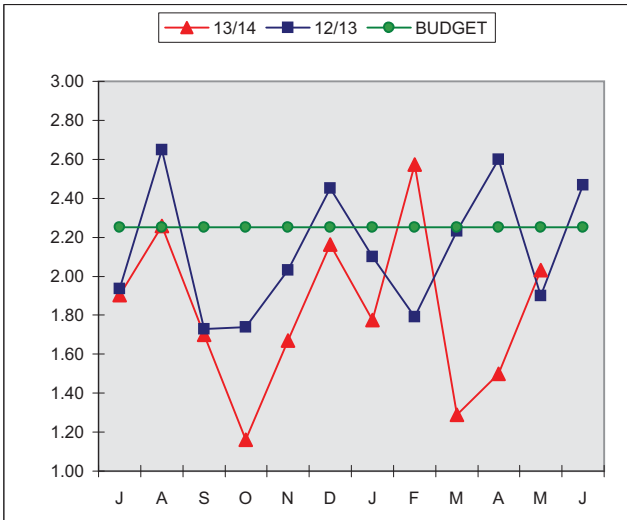
21. ECGS



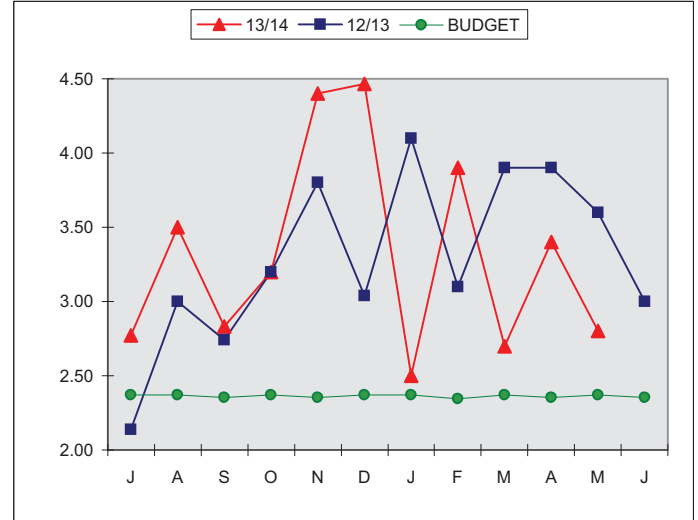
24. EMERGENCY ROOM VISITS



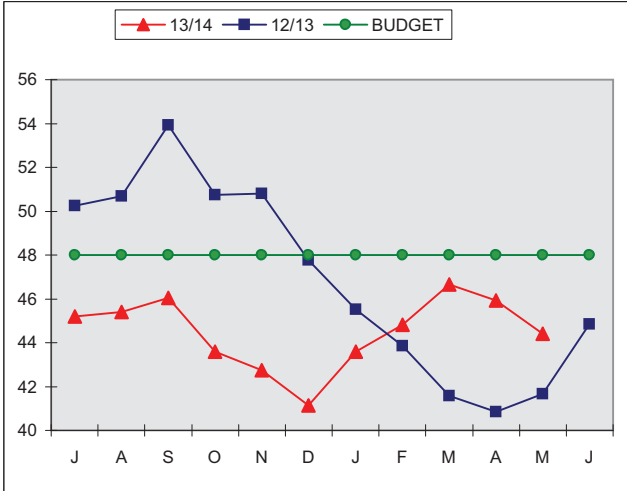
25. AVERAGE DAILY CENSUS - ACUTE



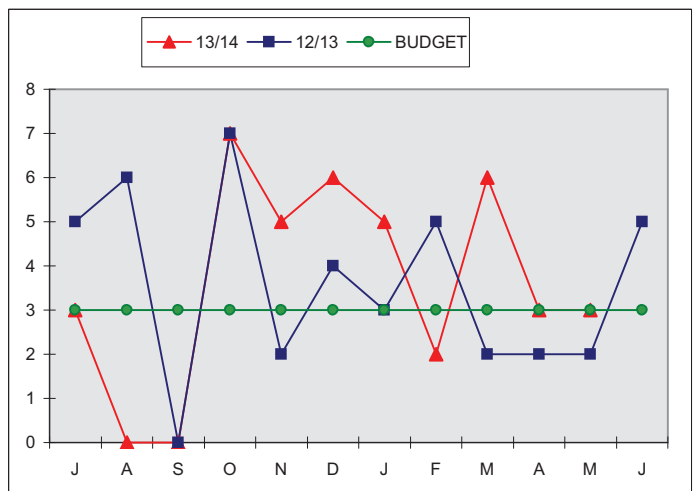
28. AVERAGE LENGTH OF STAY - ACUTE



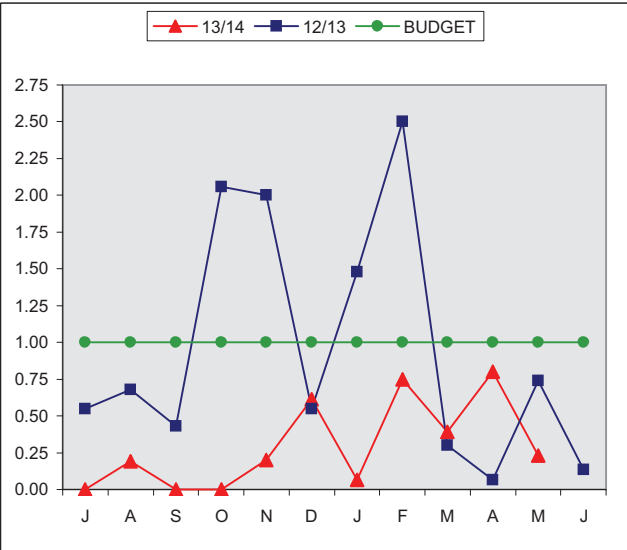
26. AVERAGE DAILY CENSUS - SNF



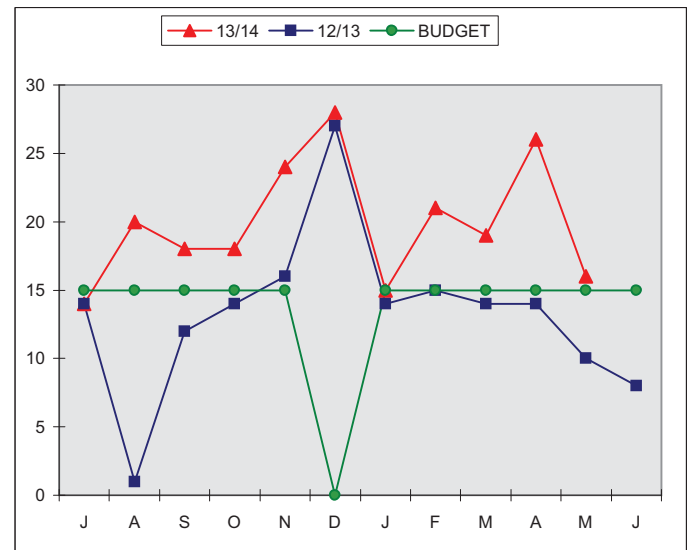
29. SURGERIES - IN & OUTPATIENT



27. AVERAGE DAILY CENSUS-SWING

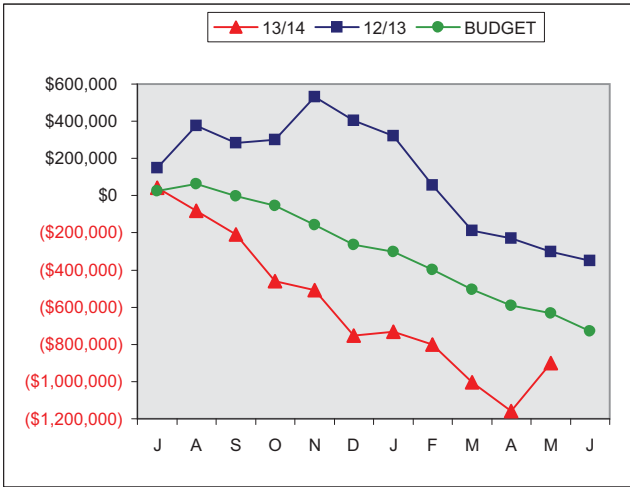


30. ENDOSCOPY PROCEDURES

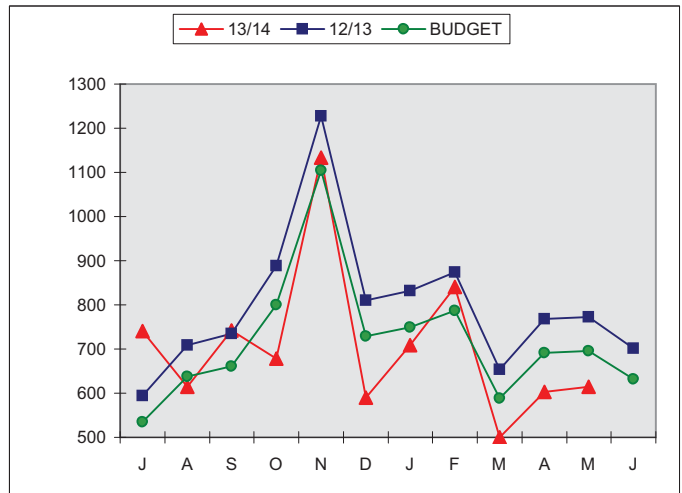


EASTERN PLUMAS HEALTH CARE
MONTHLY FINANCIAL GRAPHS
FOR THE YEAR ENDED JUNE 30, 2014

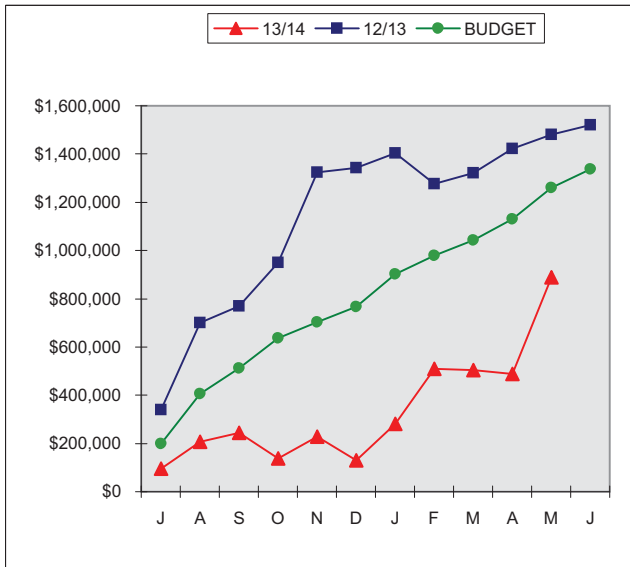
31. YEAR TO DATE OPERATING INCOME (LOSS)



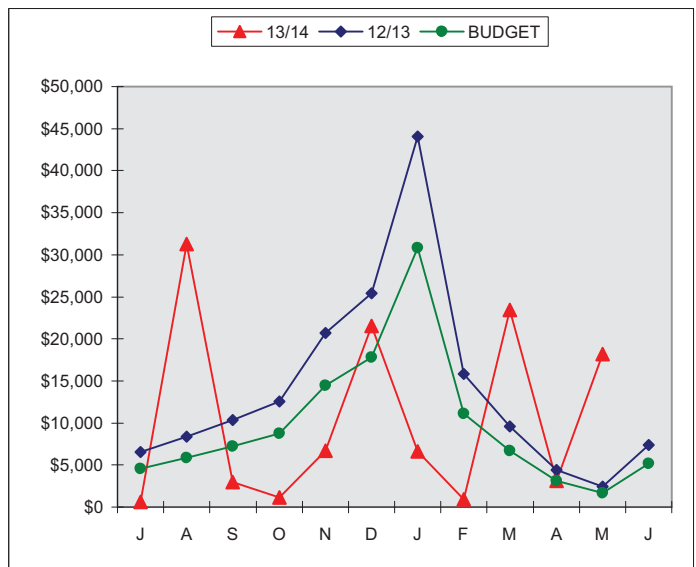
34. OVERTIME HOURS



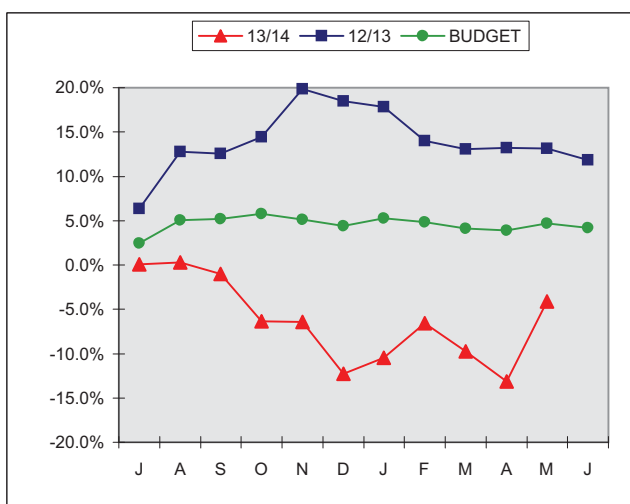
32. EARNINGS BEFORE INTEREST, DEPRECIATION & AMORTIZATION



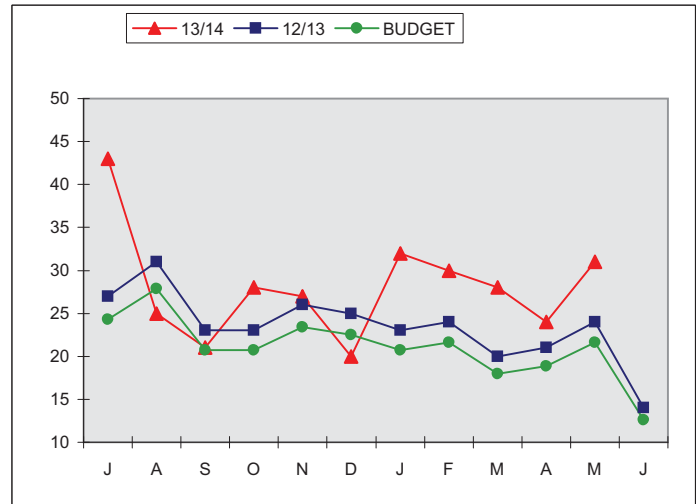
35. DENIALS



34. RETURN ON EQUITY



36. EMERGENCY DEPARTMENT TRANSFERS



EASTERN PLUMAS HEALTH CARE

OPERATING BUDGET

July 1, 2014 to June 30, 2015

	FYE JUNE 30, 2015 BUDGET			PERCENTAGE OF TOTAL REVENUE	FYE JUNE 30, 2014 PROJECTION			PERCENTAGE OF TOTAL REVENUE
	REVENUE DEPARTMENTS	OVERHEAD DEPARTMENTS	TOTAL		REVENUE DEPARTMENTS	OVERHEAD DEPARTMENTS	TOTAL	
REVENUE	\$37,622,886	\$1,940	\$37,624,826		\$36,192,595	\$4,064	\$36,196,659	
GOVERNMENT CONTRACTUALS	\$11,335,498		\$11,335,498	30%	\$11,639,187		\$11,639,187	32%
ALL OTHER CONTRACTUALS	\$2,789,628		\$2,789,628	7%	\$2,801,131		\$2,801,131	8%
BAD DEBT	\$1,374,917		\$1,374,917	4%	\$1,510,338		\$1,510,338	4%
POLICY & CHARITABLE ADJUSTMENTS	\$468,784		\$468,784	1%	\$458,542		\$458,542	1%
NET REVENUE	\$21,654,059	\$1,940	\$21,655,999	58%	\$19,783,397	\$4,064	\$19,787,461	55%
SALARIES	\$6,266,089	\$3,570,992	\$9,837,081	26%	\$6,144,153	\$3,270,380	\$9,414,533	26%
BENEFITS	\$1,743,515	\$1,203,967	\$2,947,482	8%	\$1,537,005	\$1,021,063	\$2,558,068	7%
SUPPLIES	\$1,494,205	\$475,388	\$1,969,593	5%	\$1,380,497	\$411,613	\$1,792,110	5%
MINOR EQUIPMENT	\$2,315		\$2,315	0%	\$0		\$0	0%
PROFESSIONAL FEES	\$2,911,217	\$24,000	\$2,935,217	8%	\$2,838,141	\$64,249	\$2,902,390	8%
REPAIRS & MAINTENANCE	\$201,677	\$326,397	\$528,074	1%	\$229,117	\$240,226	\$469,343	1%
PURCHASED SERVICES	\$690,405	\$497,119	\$1,187,524	3%	\$729,153	\$439,272	\$1,168,425	3%
UTILITIES & TELEPHONE	\$63,874	\$640,272	\$704,146	2%	\$60,194	\$637,940	\$698,134	2%
INSURANCE	\$23,907	\$395,791	\$419,698	1%	\$20,983	\$362,373	\$383,356	1%
RENT & LEASE	\$154,698	\$26,614	\$181,312	0%	\$145,576	\$26,674	\$172,250	0%
INTEREST	\$0	\$217,379	\$217,379	1%	\$274,513		\$274,513	1%
DEPRECIATION & AMORTIZATION	\$446,728	\$476,586	\$923,314	2%	\$408,743	\$460,900	\$869,643	2%
OTHER EXPENSES	\$41,298	\$109,375	\$150,673	0%	\$50,919	\$71,666	\$122,585	0%
TOTAL DIRECT EXPENSES	\$14,039,928	\$7,963,880	\$22,003,808	58%	\$13,544,481	\$7,280,869	\$20,825,350	58%
OPERATING INCOME (LOSS)	\$7,614,131	(\$7,961,940)	(\$347,809)	-1%	\$6,238,916	(\$7,276,805)	(\$1,037,889)	-3%
PROPERTY TAX CONTRIBUTIONS			\$534,845	1%			\$526,672	1%
FINANCE CHARGES			\$200,000	1%			\$244,772	1%
RENTS			\$20,000	0%			\$21,060	0%
OTHER			\$37,000	0%			\$38,107	0%
NONOPERATING INCOME			\$52,000	0%			\$61,833	0%
NET INCOME (LOSS)			\$843,845	2%			\$892,444	2%
			\$496,036	1%			(\$145,445)	0%

**EASTERN PLUMAS HEALTH CARE
CAPITAL BUDGET
July 1, 2014 to June 30, 2015**

DEPARTMENT	Submitted	FYE 2015	FYE 2016	FYE 2017
Clinics	\$ -	\$ -	\$ -	\$ -
SNF	\$ 50,000	\$ 50,000	\$ -	\$ -
Med Surg	\$ 83,118	\$ 83,118	\$ -	\$ -
Surgery/Endoscopy	\$ 175,909	\$ 75,909	\$ 100,000	\$ -
Lab	\$ -	\$ -	\$ -	\$ -
Radiology	\$ -	\$ -	\$ -	\$ -
Respiratory Therapy	\$ -	\$ -	\$ -	\$ -
ER	\$ -	\$ -	\$ -	\$ -
Ambulance	\$ -	\$ -	\$ -	\$ -
Engineering	\$ 510,000	\$ 10,000	\$ 500,000	\$ -
Dietary	\$ -	\$ -	\$ -	\$ -
Laundry	\$ -	\$ -	\$ -	\$ -
Communications	\$ 256,000	\$ 96,000	\$ 160,000	\$ -
Health Information Manag	\$ -	\$ -	\$ -	\$ -
Nurse Administration	\$ -	\$ -	\$ -	\$ -
Accounting/HR	\$ -	\$ -	\$ -	\$ -
Patient Accounting	\$ -	\$ -	\$ -	\$ -
Information Technology	\$ 514,338	\$ 247,844	\$ 266,494	\$ -
Total Requested	\$ 1,589,365	\$ 562,871	\$1,026,494	\$ -

FUNDING SOURCES

Donations	\$ -	\$ -	\$ -	\$ -
Operating Capital	\$ 96,000	\$ 96,000	\$ -	\$ -
Lease	\$ 576,027	\$ 316,027	\$ 260,000	
Grant	\$ 500,000	\$ -	\$ 500,000	\$ -
Healthland	\$ 417,338	\$ 150,844	\$ 266,494	\$ -
Total	\$ 1,589,365	\$ 562,871	\$1,026,494	\$ -